



RA 8, RA 12 (AVM/MVM)



The perfect preparation for orbital welding



Available with automatic or manual feed modules AVM/MVM



Optimized speed range

Planetary cutting technology

PIPE CUTTING MACHINES

Perform economical cutting and beveling with technology made by Orbitalum Tools!

Cutting and beveling high-alloy steel (stainless steel), low- and unalloyed steel, plastics, casting materials and non-ferrous metals in just seconds, using the "Planetary Cutting" method.

"Enhanced safety due to stationary tube - rotating tool". The tested process of planetary cutting is another important feature, which characterizes all ORBITALUM pipe cutting machines. The saw blade rises into the cutting area and is driven orbitally around the tube. The advantage is that a small saw blade can cut a large tube diameter, without heating the tube.

An innovative clamping principle which clamps the tube at several points: Thanks to the deformation-free clamping system, pipes with a wall-thickness of 2 up to 10 mm (0.079 in - 0.394 in) can be prepared easily and quickly. It is possible to cut all high-alloyed, un- and low-alloyed steels, black and galvanized steel pipes, general structural steels, annealed cast iron pipes (GGG), aluminum, brass, copper and plastics.

Besides the completely manual operation, users also have the possibility to choose between manual operation with manual feed module (MVM) or automatic feed module (AVM) = both optional. The latter option optimizes the cutting result, increases the tool life and reduces the operator impact. The result: Maximum safety and productivity.

- Square, burr-free and cold machining process
- Deformation-free clamping system for tubes and pipes
- Optimum preparation for the automated welding process
- Sturdy design with powerful drive
- Unique and automated orbital cutting process
- Multiple point clamping
- Reduced operator impact by optional feed module AVM or MVM for an automated or manual cutting process
- Fast adjustment of dimensions
- Regulated cutting speed
- Optimal tool contact
- Fast tool replacement
- Optimized speed range (40-215 rpm), ideal for cutting high-performance materials (Hastelloy®, P91, etc.)
- An ergonomically-designed motor handle for a safe and comfortable operating position
- Cutting in seconds
- Simultaneous or separate cutting and beveling
- Increased productivity
- Increased service life of tools
- More corrosion protection through clamping jaw attachments (included)


Pipe Cutting

APPLICATION RANGE		RA 8	RA 8 AVM*	RA 8 MVM*	RA 12	RA 12 AVM*	RA 12 MVM*
Tube OD	[mm] [inch]	114 - 230 4.488 - 9.055	114 - 230 4.488 - 9.055	114 - 230 4.488 - 9.055	154 - 325 6.063 - 12.795	154 - 325 6.063 - 12.795	154 - 325 6.063 - 12.795
Wall thickness (depends on material)**	[mm] [inch]	2 - 10 0.079 - 0.394	2 - 10 0.079 - 0.394	2 - 10 0.079 - 0.394	2 - 10 0.079 - 0.394	2 - 10 0.079 - 0.394	2 - 10 0.079 - 0.394
Tube ID min. (saw blade Ø 63 mm)	[mm]	137	137	137	190	190	190
Tube ID min. (saw blade Ø 2.480 in)	[inch]	5.394	5.394	5.394	7.480	7.480	7.480
Tube ID min. (saw blade Ø 68 mm)	[mm]	132	132	132	185	185	185
Tube ID min. (saw blade Ø 2.677 in)	[inch]	5.197	5.197	5.197	7.283	7.283	7.283
Tube ID min. (saw blade Ø 80 mm)	[mm]	120	120	120	173	173	173
Tube ID min. (saw blade Ø 3.150 in)	[inch]	4.724	4.724	4.724	6.811	6.811	6.811
Tube ID min. (saw blade Ø 100 mm)	[mm]	100	100	100	153	153	153
Tube ID min. (saw blade Ø 3.937 in)	[inch]	3.937	3.937	3.937	6.024	6.024	6.024
Tube materials		High-quality steel (any Cr and Mo content); high-quality stainless steel (any Cr and Mo content); high-quality steel (Cr < 12% and Mo < 2.5%; Cr < 20% and Mo = 0%); case hardened steels, high-speed steels, tempering steels, bearing steels, tool steels; black and galvanized steel pipe; general structural steel; annealed cast iron pipe (GGG); aluminum; brass; copper; plastics (PE, PP, PVDE, PVC)					
TECHNICAL DATA		RA 8	RA 8 AVM*	RA 8 MVM*	RA 12	RA 12 AVM*	RA 12 MVM*
Power	[kW] [hp]	1.8 2.41	1.9 2.54	1.8 2.41	1.8 2.41	1.9 2.54	1.8 2.41
Power AVM	[kW] [hp]	-	0.05 0.07	-	-	0.05 0.07	-
Built-in electronic variable cutting speed with restart inhibitor	[rpm]	40 - 215	40 - 215	40 - 215	40 - 215	40 - 215	40 - 215
Slide housing speed with AVM	[rpm]	-	0.1 - 2.3	-	-	0.1 - 1.8	-
Slide housing torque max. with AVM	[Nm]	-	165	-	-	210	-
Protection class	[class]	II (DIN EN 60745-1)	I (DIN EN 60204-1)	II (DIN EN 60745-1)	II (DIN EN 60745-1)	I (DIN EN 60204-1)	II (DIN EN 60745-1)
Noise level at the workplace approx.	[dB (A)]	79	79	79	79	79	79
Vibration level (according to DIN EN 28662, part 1)	[m/s ²]	< 2.5	< 2.5	< 2.5	< 2.5	< 2.5	< 2.5
Mains fuse by customer	[A]	16	16	16	16	16	16
Dimensions (L x W x H)	[mm] [inch]	778 x 430 x 485 30.6 x 16.9 x 19.1	918 x 430 x 485 36.1 x 16.9 x 19.1	788 x 430 x 485 31.0 x 16.1 x 19.1	940 x 374 x 592 37.0 x 14.7 x 23.3	1.070 x 374 x 592 42.1 x 14.7 x 23.3	1.090 x 374 x 592 42.9 x 14.7 x 23.3
Machine Weight approx.***	[kg] [lbs]	102.5 225.9	110.0 242.5	104.6 230.6	138.6 305.6	146.1 322.1	140.7 310.2
Versions (single-phase AC)	[V, Hz]	230 V, 50/60 Hz 120 V, 50/60 Hz	230 V, 50/60 Hz 120 V, 50/60 Hz	230 V, 50/60 Hz 120 V, 50/60 Hz	230 V, 50/60 Hz 120 V, 50/60 Hz	230 V, 50/60 Hz 120 V, 50/60 Hz	230 V, 50/60 Hz 120 V, 50/60 Hz
SCOPE OF DELIVERY		RA 8	RA 8 AVM*	RA 8 MVM*	RA 12	RA 12 AVM*	RA 12 MVM*
Pipe cutting and beveling machine	Pc.	1	1	1	1	1	1
Transportation case	Pc.	1	1	1	1	1	1
Saw blade (Code 790 043 018)	Pc.	1	1	1	1	1	1
Mounting plate	Pc.	1	1	1	1	1	1
Tool set	Set	1	1	1	1	1	1
Saw blade lubricant GF TOP (Code 790 060 228)	Tube	1	1	1	1	1	1
Special gear oil (Code 790 041 030)	Bottle	1	1	1	1	1	1
Operating instructions and spare parts list	Set	1	1	1	1	1	1

The technical data are not binding and are subject to change. Please consult our general conditions of supply. * The automatic/manual feed module AVM/MVM is already fitted to the pipe cutter upon delivery. ** With automatic cutting process. Increased wall thickness possible with manual feed or by adding an additional cut (depending on the saw blade diameter). *** Weight without packaging and accessories.

All RA's are fitted with the swivel cable with a quick-disconnect coupler.

FEED OPTIONS:



Standard Feed:

User manual controlled, default configuration option.

Automatic Feed Module AVM*:

Continuously controls cutting speed using torque and parameter settings, improving handling of GF and RA machines. Stops automatically after the cutting process.

Manual Feed Module MVM*:

Manual option, includes a hand wheel, enabling the machine head to rotate easily and with little effort around the pipe with a constant speed.

Pipe cutting machines


RA 8, RA 12 (AVM/MVM)

Features, application range, technical data and scope of delivery, see page 9.

MODEL	VERSION	CODE	MACHINE WEIGHT	SHIPPING WEIGHT
RA 8	230 V, 50/60 Hz EU	790 045 095	226 lb (102.5 kg)	328.5 lb (149 kg)
RA 8	120 V, 50/60 Hz EU/US	790 045 096	226 lb (102.5 kg)	328.5 lb (149 kg)
RA 8 AVM	230 V, 50/60 Hz EU	790 045 001	242.5 lb (110 kg)	363.8 lb (165 kg)
RA 8 AVM	120 V, 50/60 Hz EU/US	790 045 007	242.5 lb (110 kg)	363.8 lb (165 kg)
RA 8 MVM	230 V, 50/60 Hz EU	790 045 069	227.1 lb (103 kg)	337.3 lb (153 kg)
RA 8 MVM	120 V, 50/60 Hz EU/US	790 045 082	227.1 lb (103 kg)	337.3 lb (153 kg)
RA 12	230 V, 50/60 Hz EU	790 047 095	305.6 lb (138.6 kg)	390.2 lb (177 kg)
RA 12	120 V, 50/60 Hz EU/US	790 047 096	305.6 lb (138.6 kg)	390.2 lb (177 kg)
RA 12 AVM	230 V, 50/60 Hz EU	790 047 001	321.9 lb (146 kg)	451.9 lb (205 kg)
RA 12 AVM	120 V, 50/60 Hz EU/US	790 047 007	321.9 lb (146 kg)	451.9 lb (205 kg)
RA 12 MVM	230 V, 50/60 Hz EU	790 047 069	310.2 lb (140.7 kg)	440.9 lb (200 kg)
RA 12 MVM	120 V, 50/60 Hz EU/US	790 047 082	310.2 lb (140.7 kg)	440.9 lb (200 kg)

Accessories


- Aluminum clamping shells and clamping jaws, see page 45
- Saw blades and bevel cutters, see page 19
- High-performance lubricants for cutting and beveling, see page 16
- Special gear oil, see page 16
- Swivel cable, see page 17
- Quick-mounting base plates with integrated screw clamps, see page 17
- Pipe feeder base unit and extension unit, see page 17
- Mobile workstation, see page 18
- Work benches and tool box, see page 28
- Pipe vices, see page 28



RA 8, RA 12



RA 8 AVM, RA 12 AVM



RA 8 MVM, RA 12 MVM